



**B.M. BHARTI  
MODEL SCHOOL**



**SUMMER**

**VACATION**



**HOLIDAYS  
HOMEWORK**

**UKG**

Name : \_\_\_\_\_

Class : \_\_\_\_\_

Section : \_\_\_\_\_

Roll No. : \_\_\_\_\_



## **☀️INSTRUCTIONS FOR STUDENTS DURING SUMMER HOLIDAY HOMEWORK ☀️**

Dear Students,

Summer vacation is a time to relax, refresh, and enjoy with family and friends. Along with fun and recreation, complete your holiday homework sincerely and neatly. Follow these instructions carefully:

1. Complete all work on time and submit it after the vacation.
2. Maintain neatness and proper presentation in every subject.
3. Use your own handwriting and avoid copying from others.
4. Read all instructions carefully before starting the work.
5. Make your work creative, colourful, and attractive wherever required.
6. Revise the work done in class regularly during the holidays.
7. Spend some time daily in reading books, newspapers, or storybooks.
8. Practice good handwriting and learn new words every day.
9. Parents are requested to guide and encourage students, but the work should be done by the students themselves.
10. Keep all notebooks and holiday homework sheets properly covered and labelled.
11. Maintain discipline and balance studies with play, exercise, and rest.
12. Take care of your health, eat healthy food, and stay hydrated during summer.
13. Enjoy your holidays and return to school with fresh energy and enthusiasm.

**✨“Learning never stops when creativity and curiosity continue.”**



# SUMMER HOLIDAY HOMEWORK!



1

## ENGLISH



### Alphabet Writing:

- Cursive Uppercase A-Z (2 times)
- Lowercase a-z (2 times)
- Joined Letters Aa-Zz (2 times)



### Phonics/Vocabulary:

- 10 'a' words
- 10 'e' words in cursive (2 times)



### Worksheets:

1. Colour Vowel Balloons
2. Vowels Fun 'a' 'e'
3. Find and Write Words




### Oral Practice:

- A-Z with Phonic sounds
- Read pgs 6 & 8 ('a', 'e' sounds)



### Rhymes:

- Pg 3 (Fruits 🍎)
- Pg 7 (Teapot ☕)
- Pg 11 (My Mother ❤️)



2

## (हिंदी)



अ से ज तक लिखें व याद करें (2 बार).



दो अक्षरों वाले 10 शब्द (2 बार) लिखें व याद करें.



तीन अक्षरों वाले 10 शब्द लिखें व याद करें (2 बार).



### कार्य पत्रिका:

1. चित्रों को देखिए और बिना मात्रा के शब्द लिखो
2. रिक्त स्थान भरे - बिना मात्रा के शब्द (2 अक्षर वाले)



### मौखिक कार्य:

- अ से ज तक याद करें
- पेज 15, 16, 18, 19 में पदे
- पेज 4 (गुब्बारे)
- पेज 8 (पढ़ते पढ़ते) याद करें.



3

## MATHS



Write Counting 1 to 100 (2 times).



Draw 2 shapes

(Circle ○, Square □, Triangle ▲).



### Worksheets:

1. Brilliant Butterfly 🦋
2. In-between numbers
2. After numbers
3. Join the dots
4. Draw shapes below numbers



### Oral Practice:

- Counting 1 to 100
- Shapes name

4

## E.V.S



Write My Body Parts names (2 times).



Write Sense Organs names (2 times).



### Oral Practice:

- Body Parts (pg 4)
- Sense Organs (pg 5)
- Domestic Animals (pg 40)



### Worksheets:

1. My Body Parts
2. Match objects
3. Five senses



## DRAWING & COLORING



Complete Ice-cream worksheet



Complete Watermelon worksheet



### TIPS FOR COMPLETION:



Set a Schedule: Do one subject per day.




Handwriting: Focus on neatness!



Supplies: Get crayons ready!

# Worksheet:-1

Colour the balloons that have vowels in them.



# Worksheet no:-2

## 🌻 Vowel Fun: 'a' and 'e'



10



h \_ n d

b \_ d

\_ p p l e

h \_ n

t \_ n

t \_ p

m \_ p

r \_ t

\_ n t

h \_ \_ d

br \_ \_ d

m \_ n

\_ f r i c \_

r \_ d p \_ n



# Worksheet no 3

Find and write the words.

o	d	v	a	c	s
g	f	a	s	a	d
f	a	n	q	t	t
a	b	a	g	y	n
g	w	n	m	a	p

sad  
van  
map  
bag  
fan  
cat



--	--	--



--	--	--



--	--	--



--	--	--



--	--	--



--	--	--

# कार्य पत्रिका-1

चित्रों को देखिए और बिना मात्रा के शब्द लिखे।



बस



10



## कार्य पत्रिका 2

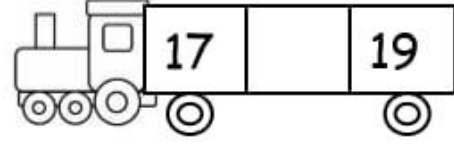
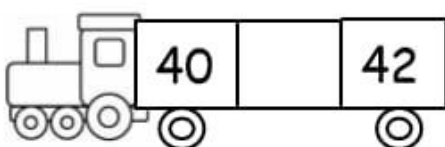
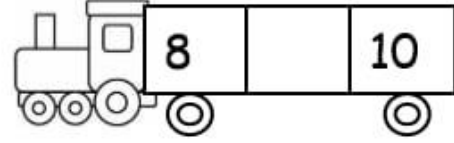
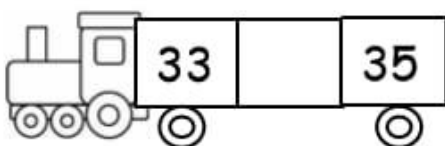
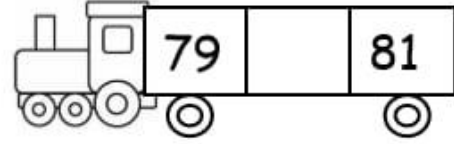
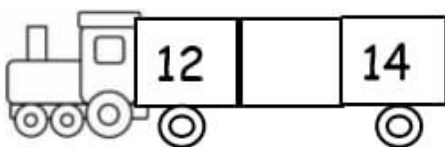
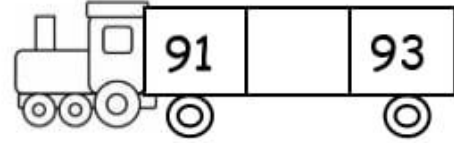
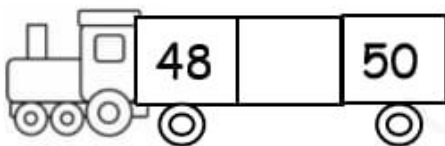
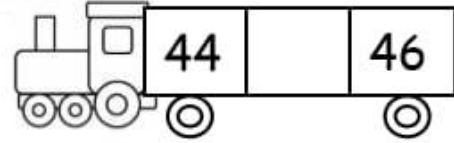
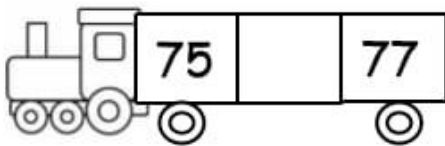
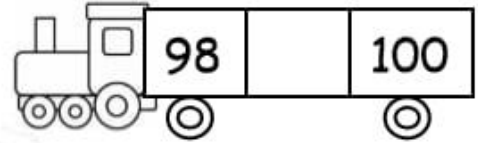
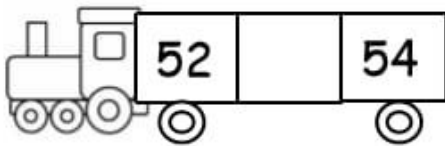
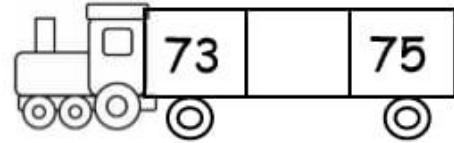
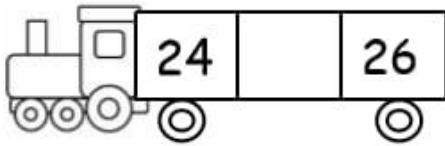
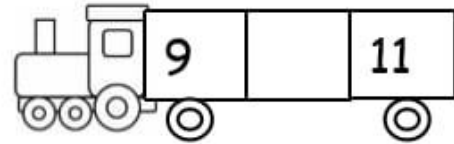
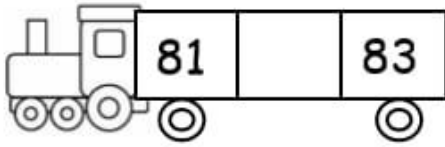
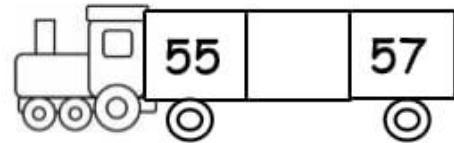
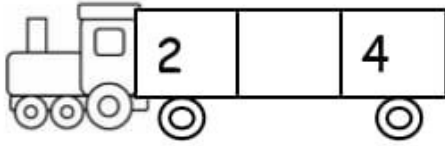
# बिना मात्रा के शब्द

३ अक्षर वाले रिक्त स्थान भरें



# Worksheet no:- 1

Help our friend Brilliant  Butterfly to write in between numbers



 Thank you helping. Happy Learning.

## Worksheet no:-2

Fill in the number that comes after.

2 → ○

7 → ○

9 → ○

1 → ○

14 → ○

18 → ○

21 → ○

27 → ○

31 → ○

35 → ○

39 → ○

42 → ○

24 → ○

3 → ○

25 → ○

11 → ○

5 → ○

49 → ○


30 → ○

20 → ○

WORKSHEET :-3

# Activity Time

Join the dots and colour:-







# My Body Parts

1 I see with  
my \_\_\_\_\_

4 I taste with  
my \_\_\_\_\_

2 I hear with  
my \_\_\_\_\_

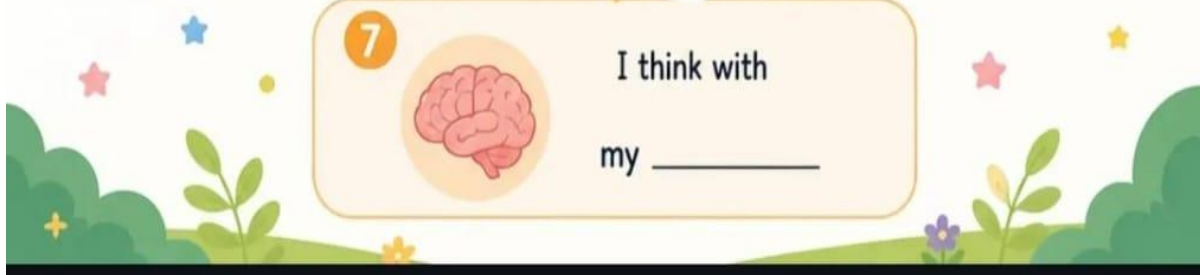
5 I touch with  
my \_\_\_\_\_

3 I smell with  
my \_\_\_\_\_

6 I walk with  
my \_\_\_\_\_




7 I think with  
my \_\_\_\_\_



WORKSHEET :-2

**ACTIVITY TIME**

Draw a line to match the objects which go together.



# Worksheet no 3

## Five Senses

Look at the picture on the left.  
Then, draw a circle around the sense that best matches the picture.



## READING TIME

# Sam the Cat

Sam is a cat.

Sam sat on a mat.

A rat ran.

Sam ran at the rat.

The rat ran fast.

Sam sat.

Sam is sad.

The rat is glad.





# ORAL PRACTICE



## 1 Speak "Myself" (5-6 lines).



- My name is \_\_\_\_\_.
- I am \_\_\_\_\_ years old.
- I study in \_\_\_\_\_.
- My favorite color is \_\_\_\_\_.
- My favorite food is \_\_\_\_\_.
- I like to \_\_\_\_\_.



## 2 Recite any one rhyme daily.



### Example Rhymes:

- Fruits
- Teapot
- My Mother



## 3 Speak simple sentences in English at home.

This is my book.

I have a doll.

I like to play.

This is my family.






# READING PRACTICE



## 1 Read simple English storybooks daily.

Read your favorite storybooks every day. It helps you learn new words and makes reading fun!



## 2 Practice reading 3-letter and 4-letter words.

### 3-letter words



cat



dog



hat



cup



sun



pen

### 4-letter words



book



fish



ball



milk



tree



ship

## 3 Identify vowels (a, e, i, o, u) in words.

Circle the vowels in each word.



cat

pen

fish

dog

sun

apple

elephant

igloo

umbrella

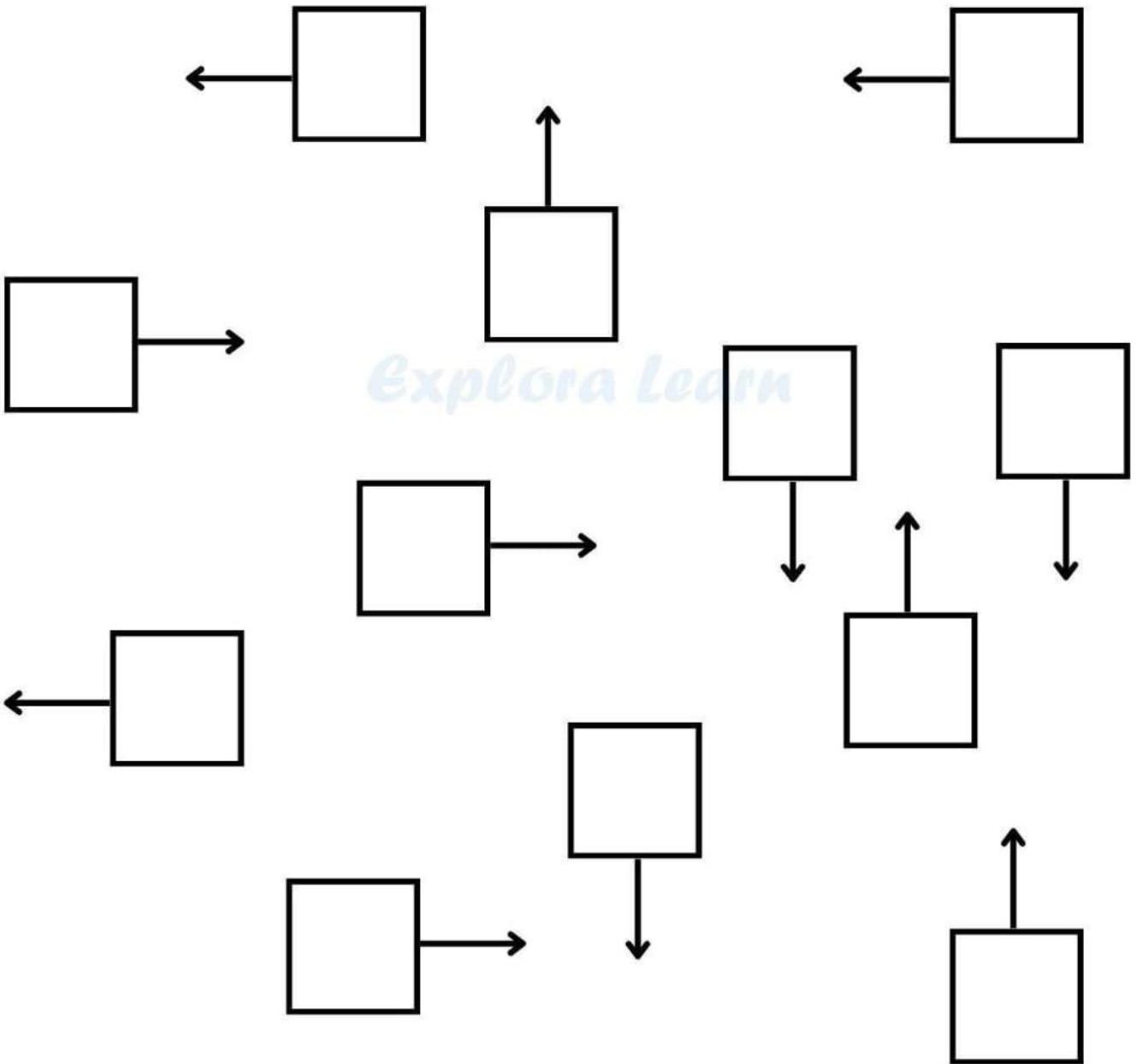

orange

# BRAIN GAME -01

Activity

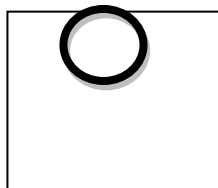
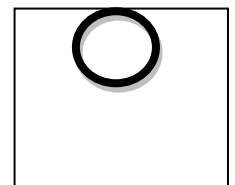
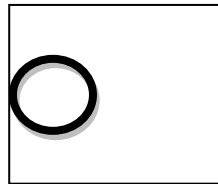
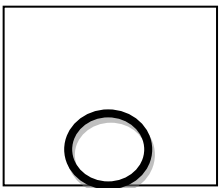
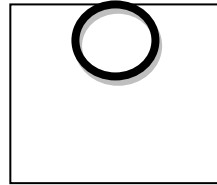

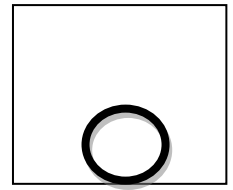
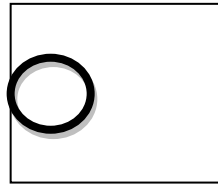
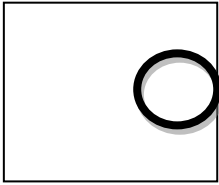
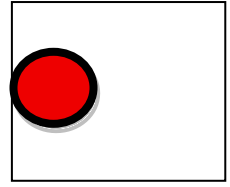
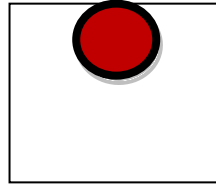
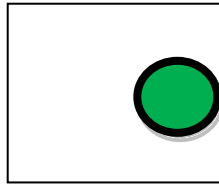
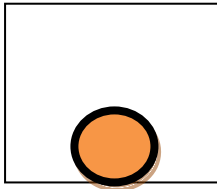


Directional Coding



# BRAIN GAME -02

## VISUAL DISCRIMINATION





# VOWEL MAGIC ACTIVITY



Vowels: **A, E, I, O, U**



Circle the vowels:

**A B E C I D O U**



Fill in the blanks:



**c \_ t**



**d \_ g**



**b \_ t**





# WORD BUILDER FUN!



Look at each picture. Rearrange the letters and write the correct word in the box.

1



p

a

m

2



n

h

e

3



t

n

e

4



r

a

j

5



s

b

u

6



n

f

a

7



d

r

e

8



x

b

o

9



y

k

e

10



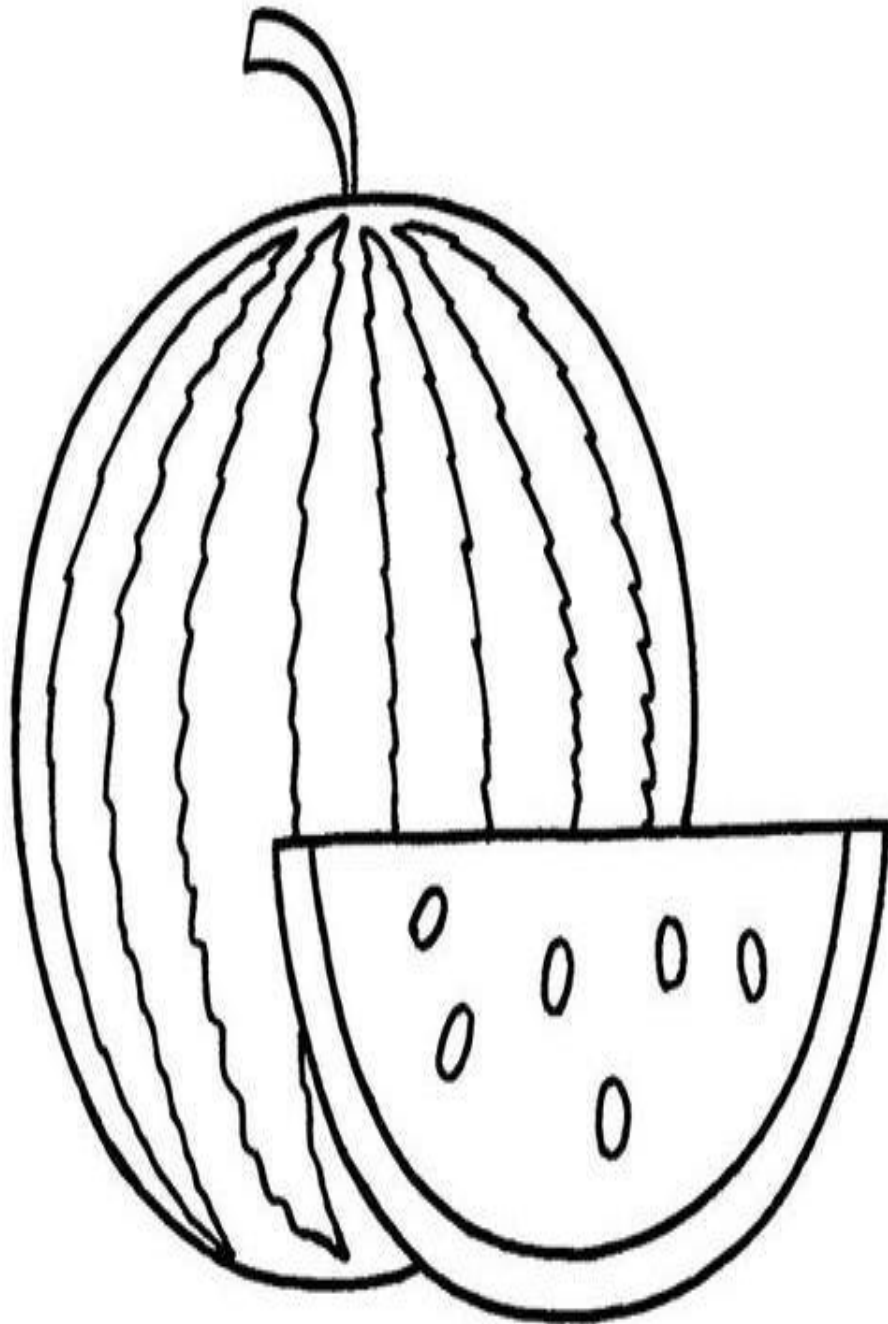
y

t

o



COLOUR THE **WATERMELON**



COLOUR THE **ICE-CREAM**

