



B.M. BHARTI MODEL SCHOOL

**SUMMER
VACATION**

HOLIDAYS HOMEWORK

PRE-NUR

Name : _____
Class & Section : _____
Roll No. : _____
Father's Name : _____

☀️INSTRUCTIONS FOR STUDENTS DURING SUMMER HOLIDAY HOMEWORK☀️

Dear Students,

Summer vacation is a time to relax, refresh, and enjoy with family and friends. Along with fun and recreation, complete your holiday homework sincerely and neatly. Follow these instructions carefully:

1. Complete all work on time and submit it after the vacation.
2. Maintain neatness and proper presentation in every subject.
3. Use your own handwriting and avoid copying from others.
4. Read all instructions carefully before starting the work.
5. Make your work creative, colourful, and attractive wherever required.
6. Revise the work done in class regularly during the holidays.
7. Spend some time daily in reading books, newspapers, or storybooks.
8. Practice good handwriting and learn new words every day.
9. Parents are requested to guide and encourage students, but the work should be done by the students themselves.
10. Keep all notebooks and holiday homework sheets properly covered and labelled.
11. Maintain discipline and balance studies with play, exercise, and rest.
12. Take care of your health, eat healthy food, and stay hydrated during summer.
13. Enjoy your holidays and return to school with fresh energy and enthusiasm.
14. We have planned a series of fun experiments for our little stars to help them.

✦**LEARNING NEVER STOPS WHEN CREATIVITY AND CURIOSITY CONTINUE.**

Content

English

1. Written
 - Write Capital letter I, L, T, H, E, F (1 Time)
2. Worksheet
 - Standing Line, Sleeping Line, Slanting Line, Right Curve, Left Curve (1 Time)
 - Match the same letter
3. Oral
 - Recognition of Alphabet (A to Z)
 - Rhyme:- learn page no.-2 (Twinkle-Twinkle)
 - Learn page no.3 (Jack Be Nimble)

हिन्दी

1. लिखित
 - वर्ण (उ, ऊ, अ, आ) का 1 बार अभ्यास करे ।
2. मौखिक
 - बालगीत:- पृष्ठ संख्या:- 11(मोर) याद करे ।
3. कार्यपत्रिका
 - सीधी रेखा ,समान रेखा ,तिरछी रेखा,दाया वक्र ,बाया वक्र ,का एक बार अभ्यास करें ।
 - समान अक्षर से मिलाओ ।

Maths

1. Written
 - Write 1, 4, 7, 9 (1 time)
2. Oral
 - Learn 1 to 10 counting
3. Worksheet
 - Match the same number

EVS

1. Worksheet
 - Fruit & Vegetable matching (1 time)

2. Oral

- Learn fruit's name .
- Learn vegetables name .

Drawing


- Do Thumb print colouring into the Circle.

Activity

- Daily "Good Habits" activity (brush, hand wash, toys arrange).

NOTE

1. ALL WRITTEN WORK SHOULD BE DONE IN THE HOLIDAYS HOMEWORK NOTEBOOK.
2. ALL WORKSHEET WORK SHOULD BE COMPLETED IN THE WORKSHEET ITSELF.



MAJRI, DELHI-81



Week 1

Fun Science for Little Explorers



"Learn by seeing, touching, and doing experiments."

Monday



Sink or Float 

Drop objects in water and see what sinks or floats

Tuesday



Color Mixing 

Mix two colors and watch a new color appear

Wednesday



Ice Play 

Touch ice, watch it melt, name cold things you eat

Thursday



Bubble Fun 

Blow bubbles and observe shapes and sizes

Friday



Plant Watering 

Water a plant and observe different types of plants in your surroundings

Saturday



Magnet Play 

Test what sticks and what doesn't

Sunday



Shadow Play 

Use sunlight or a torch to make shadows and explore shapes



Week 2



Language & Emotion

“Words to express. Feelings to understand.”

Monday



EMOTION FACES

Happy, sad, angry
(use mirror and make faces)

Tuesday



LETTER SPOT GAME

Find letters around you
(on boards, packages, or toys)

Wednesday



CREATE A MINI BOOK

Fold paper, draw pictures,
and let your child “tell” the story

Thursday



SENSORY LETTER FUN

Trace letters using
sand, flour, or foam

Friday



RHYME & PLAY

Sing action rhymes
with gestures

Saturday



VOCABULARY BASKET

Pick 5 objects,
name and repeat words

Sunday



BOOK CHOICE DAY

Let your child pick any
book they like—no rules!



Week 3

Practical Life Skills



“Little hands helping at home”

Monday



Pouring Practice

Water from
cup to cup



Tuesday



Wiping Activity

Clean table
with cloth



Wednesday



Sorting Fun

Sort spoons,
toys, colors



Thursday



Kitchen Helper

Wash veggies /
mix ingredients



Friday



Self-Care Time

Try wearing shoes,
brushing hair



Saturday



Toy Cleanup

Put toys back
in place



Sunday



Helper of the Day ★

Let the toddler help with
one simple home task



Week 4



Gross Motor + Travel Theme

“Move, explore, and discover”

Monday



Running & Chasing

Outdoor play



Tuesday



Jump & Balance

Jump lines, walk on a straight path



Wednesday



Dance Party

Free movement with music



Thursday



Travel Pretend Play

Pack a bag, pretend trip



Friday



Nature Walk

Collect leaves/flowers



Saturday



Adventure Walk

Walk and explore the surroundings



Sunday





Free Movement Play

Let the toddler run, jump, and climb freely



Trace Standing Lines



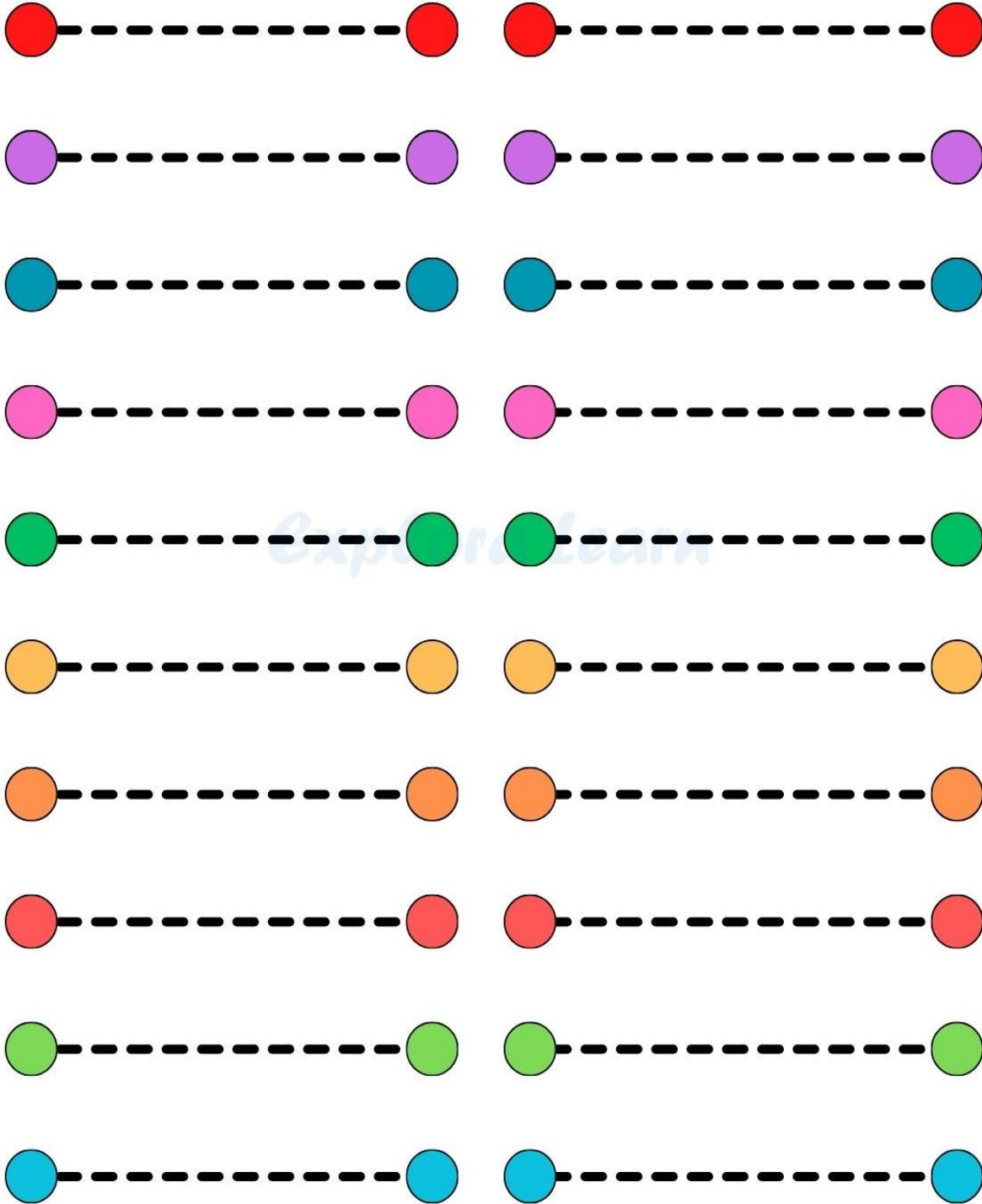
ENGLISH
WORKSHEET NO-1.2

Trace Sleeping Lines



Trace Sleeping Lines

Trace the sleeping lines.

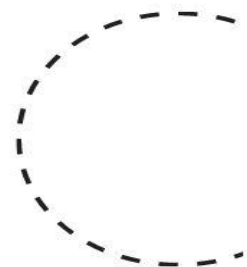

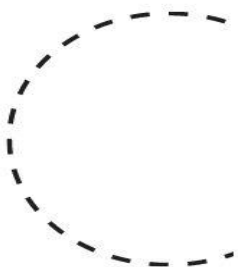
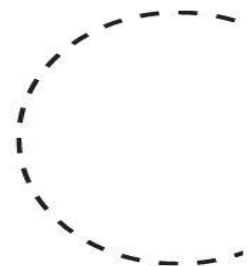


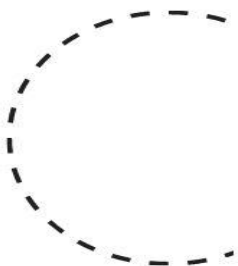


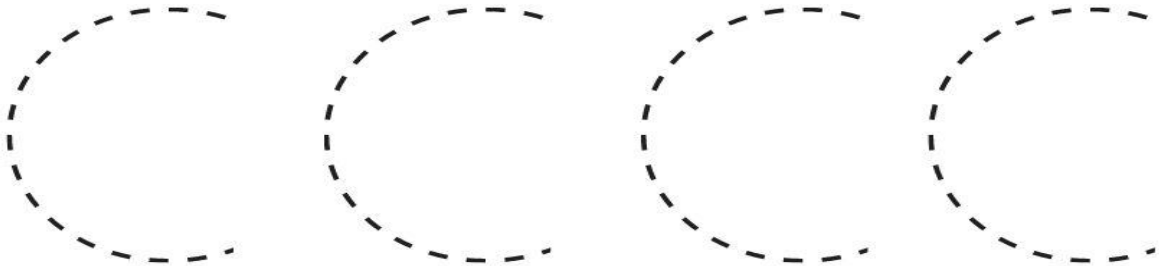



ENGLISH
WORKSHEET NO-1.5

TRACING LINES




Trace Curved Lines



ENGLISH
WORKSHEET NO-1.7

Trace Curved Lines



HINDI
WORKSHEET NO-1

रेखा अभ्यास



आओ रेखा खींचें।



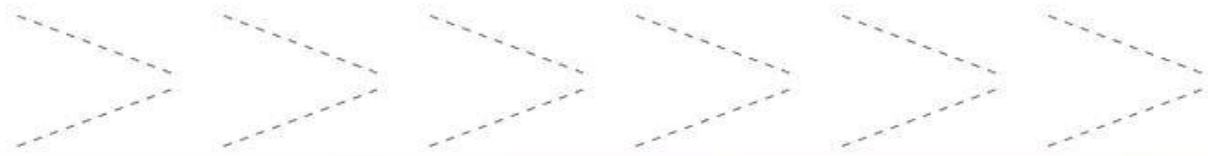
खड़ी रेखा



पड़ी रेखा



तिरछी रेखा



अर्ध गोला



गोला



HINDI
WORKSHEET-2

समान अक्षर से मिलान करें!

ऊ
अ
आ
उ

आ
उ
ऊ
अ

ENGLISH

WORKSHEET NO: 1
MATCH THE SAME LETTERS

I
L
T
H
E
F

L
T
I
E
F
H

MATHS
WORKSHEET-1

Name: _____

Match the numbers




- 1**
- 2**
- 3**
- 4**
- 5**
- 6**
- 7**
- 8**
- 9**
- 10**

- 3**
- 9**
- 5**
- 4**
- 10**
- 8**
- 2**
- 6**
- 1**
- 7**

EVS
WORKSHEET-1

Name: _____

MATCH THE FRUIT PICTURES



EVS
WORKSHEET-2

VEGETABLES MATCHING

Draw a line from each vegetables to its matching shadow.



DRAWING WORKSHEET

DO THUMB PRINT COLOURING INTO THE CIRCLE.

Circle

