



B.M. BHARTI MODEL SCHOOL

(Senior Secondary School)
(Recognized and Affiliated to CBSE)
Majri, Delhi – 110081
Ph. No. : 9899507287

Website : www.bmbhartischool.com

EmailID: bmbhartimdl@gmail.com

SUMMER HOLIDAYS HOME WORK

SESSION 2024-25

CLASS – II

DEAR PARENTS,
HOLIDAYS BRING THE DELIGHT TO STUDENTS BECAUSE THEY PROVIDE RECREATIONS AND REST. ALL STUDENTS EAGERLY WAIT FOR HOLIDAYS .SO HOLIDAYS ARE VERY IMPORTANT & LET'S MAKE THESE HOLIDAYS SPECIAL WITH LOTS OF JOY AND GOOD HEALTH.

AN ACTIVITY CALENDER FOR THE MONTH OF JUNE IS PREPARED BY YOUR WARD'S TEACHERS TO MAKE HIS/HER HOLIDAYS MORE CREATIVE, KNOWLEDGEABLE AND FOR ALL-ROUND DEVELOPMENT OF CHILD. WE REQUESTED YOU TO SUPPORT YOUR WARD TO COMPLETE THESE RECREATIVE ACTIVITIES ENTHUSIASTICALLY.

- ENCOURAGE YOUR CHILD TO MAKE THE SURROUNDINGS NEAT, CLEAN AND GREEN.
- EAT HEALTHY FOOD.
- DO 20 MINUTES YOGA/DANCE/RUNNING AT HOME UNDER YOUR PARENTS SUPERVISION. (MORNING/EVENING)
- TRAIN YOUR CHILD TO GET UP EARLY AND TELL THEM TO WISH YOUR PARENTS.
- CLICK PICTURES OF YOUR WARD WHILE THEY PERFORM THE GIVEN ACTIVITIES AND SEND IT TO THEIR CLASS TEACHERS.
- DON'T TAKE THESE ACTIVITIES AS BURDEN BUT ENJOY THEM AND GIVE YOUR BEST.
- ENJOY YOUR HOLIDAYS. STAY SAFE AND HEALTHY.

SUMMER HOLIDAYS HOMEWORK
CLASS- II
SESSION-2024-25

ENGLISH	<ul style="list-style-type: none">➤ Writing time :-<ul style="list-style-type: none">• Do the given worksheets.• Write 10 pages of cursive writing.• Make sentences using the following words (little , cat , rat , mat , school , grass , animal , cake , big , cheese)➤ Activity time :-<ul style="list-style-type: none">• Write five describing words showing facial expressions and also paste their pictures (on A – 4 sheet) for example - sad , happy etc.• Paste 5 pictures of each (singular noun and plural noun) and name them (on A - 4 sheet) eg. Book – Books➤ Reading time :-<ul style="list-style-type: none">Reading story books enhances knowledge and vocabulary. Make a habit of reading one story everyday and also make list of any five stories you like most and also write their moral values on a colourful A4 size sheet.➤ Learning time: - Learn any poem on rain and prepare it well for class presentation with actions.
MATHS	<ul style="list-style-type: none">➤ Written :-<ul style="list-style-type: none">• Do the given worksheets• Draw 2D and 3D shapes on A4 size sheets.➤ Activity time :-<ul style="list-style-type: none">• Make a model of abacus.• Make a table book. (2 to 12)• Make a poster on place value and face value (A3 size sheet)➤ Learning time :-<ul style="list-style-type: none">• Learn tables 2 to 12• Learn number names up to 1000• Do practice of addition and subtraction on number line. (atleast 20 of each) (In holiday's homework notebook)
E.V.S	<ul style="list-style-type: none">➤ Written : -<ul style="list-style-type: none">• Do the given worksheets.• Write 10 lines about yourself in notebook.➤ Activity :-<ul style="list-style-type: none">• Draw\ paste any four internal organs of human body (roll no. 1 to 15), external organs (roll no. 16 to 31) of our body on A – 4 size sheet and also write their function.• Prepare a poster showing 'EAT HEALTHY, STAY HEALTHY' .• Make an eco- friendly paper bag using newspaper.• Make a thank you card for helpers in your School.• Play any 5 indoor and outdoor games and also click pictures and share with your class teacher.• Make 'Nimbu Pani' for your family don't forget to click pictures and write the ingredients and the recipe in holidays homework notebook.
HINDI	<ul style="list-style-type: none">➤ दी गई कार्य पत्रिकाएं करो।➤ 10 सुंदर सुलेख लिखो।➤ पाठ- 5, 6, 7, 8 के 10-10 कठिन शब्द 3 बार लिखो। <p>कार्य</p>

	<ul style="list-style-type: none"> ➤ " एक कदम स्वच्छता की ओर " (पेज नंबर 13) से एक पोस्टर बनाएं। A3 size sheet पर। ➤ कहानी 'एकता में बल' इसका संदेश A3 size sheet पर लिखकर चित्र सहित समझे और बताए। ➤ आपने पूरे सप्ताह क्या क्या खाया, उसकी सूची दिन के अनुसार बनाए और उसका एक-एक लाभ भी बताए। (पेज नंबर 44) A3 size sheet पर। ➤ एक रंगीन A3 size sheet पर महीनो के नाम लिखो और उसमें अपने परिवार के सदस्य के जन्मदिन भी लिखो। ➤ पाठ -5,6,7,8 के शब्द अर्थ याद करें।
DRAWING	<ul style="list-style-type: none"> ➤ Draw 5 fruits and vegetables on A3 size sheet ➤ Make a face mask (like Ravan or any one cartoon character)
GENERAL KNOWLEDGE	<ul style="list-style-type: none"> ➤ Paste 5 leaders of freedom fighters on A4 Size sheet. ➤ Paste and write different types of traditional costumes of men & women.



Write the time shown in each clock. One has been done for you



It is twenty minute
past eight
























WORKSHEET-2

Stamps
Resources

Name: _____

Addition



Solve the equations.

1. $22 + 18 =$ _____

11. $41 + 29 =$ _____

2. $40 + 10 =$ _____

12. $23 + 37 =$ _____

3. $15 + 44 =$ _____

13. $15 + 35 =$ _____

4. $41 + 19 =$ _____

14. $28 + 52 =$ _____

5. $11 + 10 =$ _____

15. $15 + 20 =$ _____

6. $20 + 16 =$ _____

16. $49 + 11 =$ _____

7. $32 + 18 =$ _____

17. $24 + 16 =$ _____

8. $38 + 22 =$ _____

18. $13 + 27 =$ _____

9. $36 + 44 =$ _____

19. $28 + 32 =$ _____

10. $21 + 39 =$ _____

20. $32 + 22 =$ _____

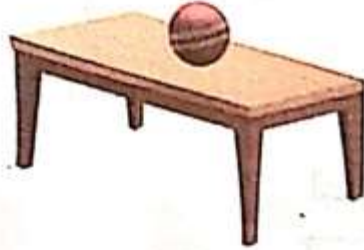
WORKSHEET-3

Look at the pictures. Fill in the blanks with 'in' or 'on' or 'under' :

A duck is _____ pond.



A ball is _____ the table.



The cat is _____ the mat.



The boy is _____ the car.



A rat is _____ a bench.



A girl is _____ the umbrella.



The flowers are _____ the vase.



The crow is _____ the pot.



What is it?

1 What is it?

It is



8 What is it?

It is



2 What is it?

It is



9 What is it?

It is



3 What is it?

It is



10 What is it?

It is



4 What is it?

It is



11 What is it?

It is



5 What is it?

It is



12 What is it?

It is



6 What is it?

It is



13 What is it?

It is



7 What is it?

It is



14 What is it?

It is



WORKSHEET-5

1 Join each word to a picture.

ride

tie

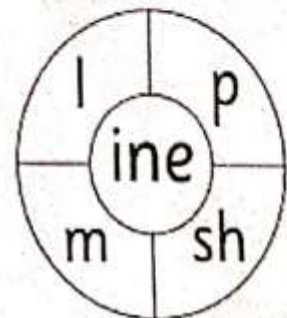
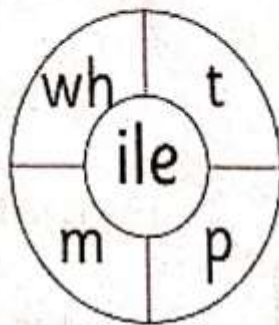
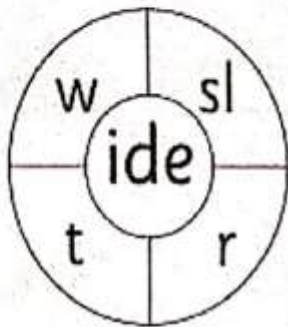
spine

smile

nine

kite

2 Use the word wheels to make words.



तिथि : _____

दिन : _____

लिंग बदलो

1. नीचे दिए शब्दों का लिंग बदलो।

दादा - _____

भाई - _____

सिंहनी - _____

चाचा - _____

बूढ़ा - _____

बैल - _____

बकरा - _____

पड़ोसी - _____

2. नीचे दिए शब्दों को चुनकर सही सूची बनाएँ-

बैल	सहेली	चिड़ा	महारानी	भाभी
चुहिया	कुत्ता	पोती	सिंह	धोबी

स्त्रीलिंग

पुल्लिंग

प्र:5) जिन चीजों का रंग कुछ समय बाद फीका पड़ जाता है, उन पर गोला लगाओ-

मेहँदी , किताब , पानी , सड़क , सूती कपड़े , टोपी
बर्तन , घड़ी , स्याही , बाल , जूते , रोटी , खिड़की

प्र:6) वर्ण और मात्राएँ अलग करके लिखों-

खिला =

हमेशा =

खुशी =

प्र:7) वचन बदलो:-

लड़का बच्चा

कमरा घोड़ा

रात किताब

प्र:8) सुलेख लिखों-

एक्की के तो जैसे पंख निकल आए | वह सरपट घर की तरफ़
दौड़ चली | रास्ते में गाय ने उसे मीठा-मीठा दूध दिया और झाड़ी
ने मेहँदी दी |

.....

.....

.....

.....

.....

Growing and Changing

Please join the words to the right picture:

Baby



Child



Adult



Old

