

B.M. BHARTI MODEL SCHOOL



HOLIDAY HOMEWORK

CLASS – K.G.

SESSION – 2024- 25



Name: - _____

Dear parents,

Summer vacation brings a change and excitement for children. It gives you an opportunity to develop an

everlasting bond and to spend your precious time with your kids

To make your child more independent and healthier, kindly



*Brush his/her teeth twice a day.

*Wash his/her hands before and after meal.

*Switch off the lights before leaving the room.

*Keep his/her things at the proper place.

*Wear his/her shoes and socks by himself or herself.

*Learn to use magic words in day-to-day life- sorry, please, excuse me, thank you.

*Wish "Good Morning" and "Good Night" to their parents and elders.

*Learn his/her parents' mobile numbers.

*Water the plants every day.

*Help in the household activities.

*Do revise your all subject's syllabus (P.T-1) thoroughly for PT-1 exams to be held in the month of July, 2024.

All the written work to be done in new three in one practice copy.

Practice following conversational questions:

Q1.-What is your name? Ans- My name is _____.

Q2.-What is your father's name? Ans- My father's name is _____.

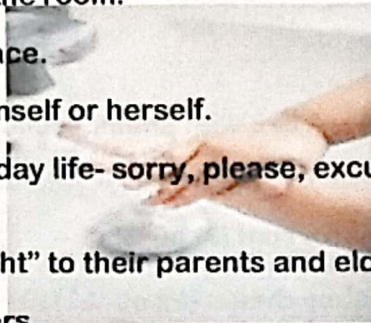
Q3.-What is your mother's name? Ans- My mother's name is _____.

Q4.-What is your class teacher's name? Ans- My class teacher's name is _____.

Q5.-In which class do you study? Ans- I study in class _____.

Q6.-In which school do you study? Ans- I study in B.M. Bharti Model School.

Q7.-How old are you? Ans- I am _____ years old.





B.M. BHARTI MODEL SCHOOL

(Senior Secondary School)
(Recognised and Affiliated to CBSE)
Majri, Delhi – 110081
Ph. No. : 9899507287

Website-www.bmbhartischool.com

Email.Id –bmbhartimdl@gmail.com

NOTE :- DO ALL THE WRITTEN WORK IN 3 IN 1 NOTEBOOK

English (Written):-

- Write A to Z in cursive writing 3 times.
- Write a to z in cursive writing 3 times.
- Write Aa to Zz in cursive writing 3 times.

★ Do the following topics in given worksheets

(A) See and write

(B) A to Z

English (Oral)

- Learn A to Z with phonic sound
- Rhymes:-

(A) Hot cross buns (Pg no -5)

(B) Chubby cheeks (Pg no -11)

हिंदी (लिखित)

- स्वर और व्यंजन दो-दो बार लिखो।
- दो, तीन, चार अक्षर वाले पाँच-पाँच शब्द पढ़ो और अपनी गृह पुस्तिका में पाँच बार लिखो।
- दी गई कार्यपत्रिका करो

1. शब्दों का सही चित्र से मिलान करो

2. रिक्त स्थान भरो

हिंदी (मौखिक)

- स्वर और व्यंजन याद करो।
- शरीर के अंगों के नाम याद करो।



- बालगीत:-1.नानी (पृष्ठ संख्या- 24)
- 2.गोल गोल (पृष्ठ संख्या -28)

Mathematics (Written)

- Learn & Write 1 to 100 Forward counting at least 5 times.
- Learn & Write 20 to 1 Backward counting at least 5 times.

☆ Do the following topics in given worksheet.

(A) What comes after

(B) What comes Between

(C) Long and short

(D) Big and small

Mathematics (Oral)

- 1 to 100 counting
- Reverse counting 20 to 1


E.V.S :- Make a beautiful collage of the given topics according to your Roll Number on an A3 Size sheets.

1. Fruits (Roll no. 1 to 6) (At least any eight pictures)
2. Sense organs (Roll no. 7 to 14)
3. Transport (2 Land ,2 water ,2 Air) (Roll no. 15-20)
4. Seasonal clothes (Roll no. 21-26) (At least any eight pictures)
5. Animals (Domestic ,wild , Water) (Roll no. 27-32) (At least any eight pictures)

Drawing:-


- Paste different kind of leaves in the picture of a tree.
- Fill colour in the given picture of MANGO by Thumb Printing.


Trace, read aloud and learn to write capital letters from A to Z in cursive.




Now, write capital letters from A to Z.

All About Me

 What is your name? My name is: _____


 Where do you live? I live in _____


 How old are you? I am _____ years old


 Are you a boy or a girl? I am a



 The name of my school is _____

 What grade are you in? I am in _____

 My teacher's name is: _____


 What is your favourite colour?




cursive letter


Write the first letter of the given pictures.



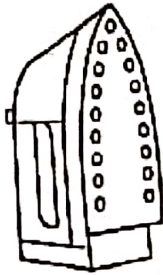






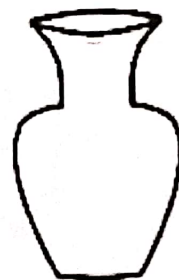













बिना मात्रा के शब्द

चित्र देखकर रिक्त स्थान भरें



बर _____



अद _____



शर _____



कस _____



गर _____



थर _____




टम _____



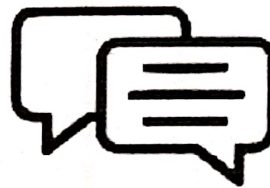
अच _____




अज _____



शल _____



गप _____





तर _____

हिंदी कार्यपत्रिक 2

चित्रों को देखकर छूटे वर्ण लिखिए और फिर पूरे शब्द लिखिए-

न + — =



म + — + र =

— + र =



— + म + ल =

व + — + ग + — =



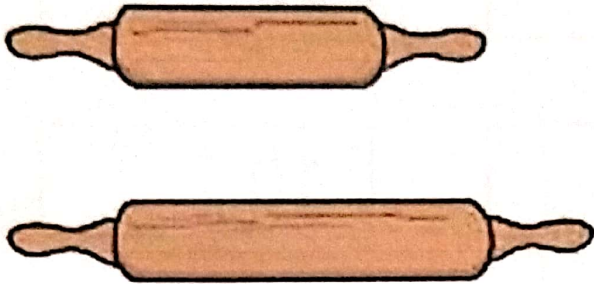
— + र + त + — =

Name: _____


Long or Short?

Compare the length of each object.


Circle the short rolling pin.



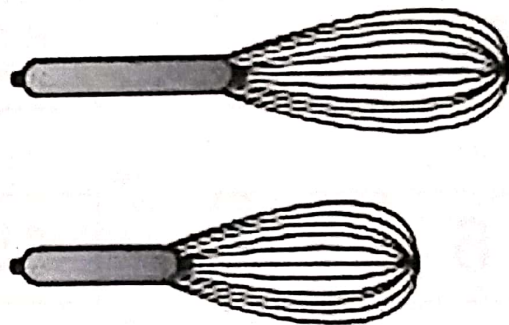
Circle the long spatula.




Circle the long spoon.



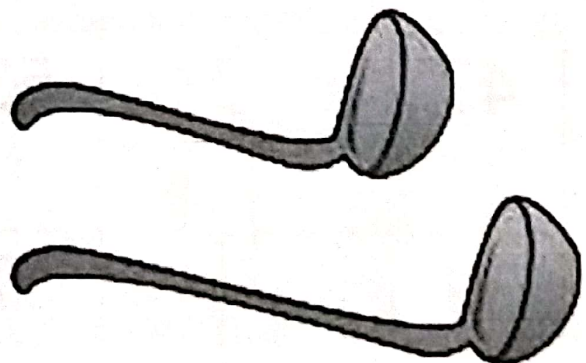
Circle the short whisk.



Circle the short tongs.



Circle the long soup ladle.



Name:

After numbers 1 to 100

97	
----	--

25	
----	--

22	
----	--

51	
----	--

37	
----	--

10	
----	--

80	
----	--

54	
----	--

79	
----	--

59	
----	--

16	
----	--

17	
----	--

6	
---	--

19	
----	--

3	
---	--

15	
----	--

95	
----	--

21	
----	--

47	
----	--

53	
----	--

35	
----	--

31	
----	--

57	
----	--

23	
----	--


89	
----	--

76	
----	--

98	
----	--


Look at the pictures in the boxes. Answer the questions by circling the correct picture.

Which is bigger?




A large beach ball with segments of blue, yellow, green, and red is shown next to a small yellow lemon.

Which is smaller?




A large red apple with a green leaf is shown next to a small green apple.

Which is smaller?




A large glass jar with a red lid, filled with many colorful candies, is shown next to a small jar with a few candies.

Which is bigger?




A large red bicycle is shown next to a small orange bicycle.

Which is smaller?



A large yellow crescent moon with a smiling face is shown next to a smaller yellow crescent moon with a smiling face.

Which is bigger?



A large desk lamp with a brown shade and a white base is shown next to a small table lamp with a brown shade and a brown base.



Write the number that comes between the given number.

8



10

12



14

25




27

22



24

18



20

5



7

13




15

8



10



tree

MANGO

