


B.M. BHARTI MODEL SCHOOL



HOLIDAY HOMEWORK

CLASS NURSERY

SESSION - 2024- 25



Name: - _____

Dear parents,

Summer vacation brings a change and excitement for children. It gives you an opportunity to develop an everlasting bond and to spend your precious time with your kids

To make your child more independent and healthier, kindly encourage your child to-

*Brush his/her teeth twice a day.

*Wash his/her hands before and after meal.

*Switch off the lights before leaving the room.

*Keep his/her things at the proper place.

*Wear his/her shoes and socks by himself or herself.

*Learn to use magic words in day-to-day life- sorry, please, excuse me, thank you.

*Wish "Good Morning" and "Good Night" to their parents and elders.

*Learn his/her parents' mobile numbers.

*Water the plants every day.

*Help in the household activities.

*Do revise your all subject's syllabus (P.T-1) thoroughly for PT-1 exams to be held in the month of July, 2024.

All the written work to be done in new three in one practice copy.

Practice following conversational questions:

Q1.-What is your name? Ans- My name is _____.

Q2.-What is your father's name? Ans- My father's name is _____.


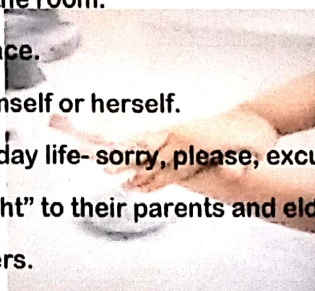

Q3.-What is your mother's name? Ans- My mother's name is _____.

Q4.-What is your class teacher's name? Ans- My class teacher's name is _____.

Q5.-In which class do you study? Ans- I study in class _____.

Q6.-In which school do you study? Ans- I study in B.M. Bharti Model School.

Q7.-How old are you? Ans- I am _____ years old.








SUBJECT-ENGLISH

- 1) English oral -learn Phonic sound A to Z
- 2) English Written-Do practice of patterns, standing lines, Sleeping lines, Slanting lines (left and right), Curve (left and right) 2 pages each pattern
- 3) Do practice of all letters given below
(I, L, H, T, E, F) In the holidays Homework note book (2 pages each letter)
Write A To Z (2 times)
Do given work sheets

SUBJECT-MATHEMATICS

- 1) Maths oral: learn forward counting 1 to 30
- 2) Maths written* Do practice of 1 to 20 (5 times)
Do given worksheets

SUBJECT-E.V. S

- * E.v.s only oral* : (any 5) shapes name  (any 5) , fruits name  (any 5), vegetables   (any 5)
and cartoon character  (any 5)
Do given worksheets

SUBJECT-DRAWING

- *_Drawing: *_ Colour the ice cream  and Mango  in work sheets.(worksheets attached)

SUBJECT-G.K.

- Learn 5 lines of Self introduction.
- Learn good habits: -
 - 1) Say (Please)when asking for something and favor.
 - 2) Say 'THANK YOU' when receiving something.
 - 3) Show 'RESPECT' to parents and elders.
 - 4) Be polite when someone serves you and say thank you.

विषय - हिंदी

1) *हिन्दी मौखिक* अ से अः तक स्वर याद करो।

2) *हिन्दी लिखित* स्वर उ, ऊ, अ, आ, ओ, औ, अं, अः प्रत्येक स्वर अपनी गृह पुस्तिका में दो बार लिखें।

• Rhymes*-1) I have a little chin,

2) butterfly Butterfly



3) Jhonny Jhonny learn your rhymes book

• बालगीत* : 1)चंदा मामा



2) हम भाई हम, तितली






3) अपनी पुस्तिका में से याद करो।

SUBJECT – ENGLISH

WORKSHEET NO. – 1

MATCHING FUN

A
F
G
O
Z









SUBJECT – ENGLISH

WORKSHEET NO. – 2

Beginning Sounds

Write the beginning sound for each picture word.



SUBJECT - ENGLISH

WORKSHEET NO. - 3

ACTIVITY

Which letter comes after.

a (b)

c ()

x ()

d ()

m ()

i ()

r ()

t ()

f ()

o ()

v ()

h ()

g ()

b ()

j ()

p ()

e ()

k ()

s ()

n ()

l ()

Trace the upper case letters



A B C D

E F G H

I J K L

M N O P

Q R S T

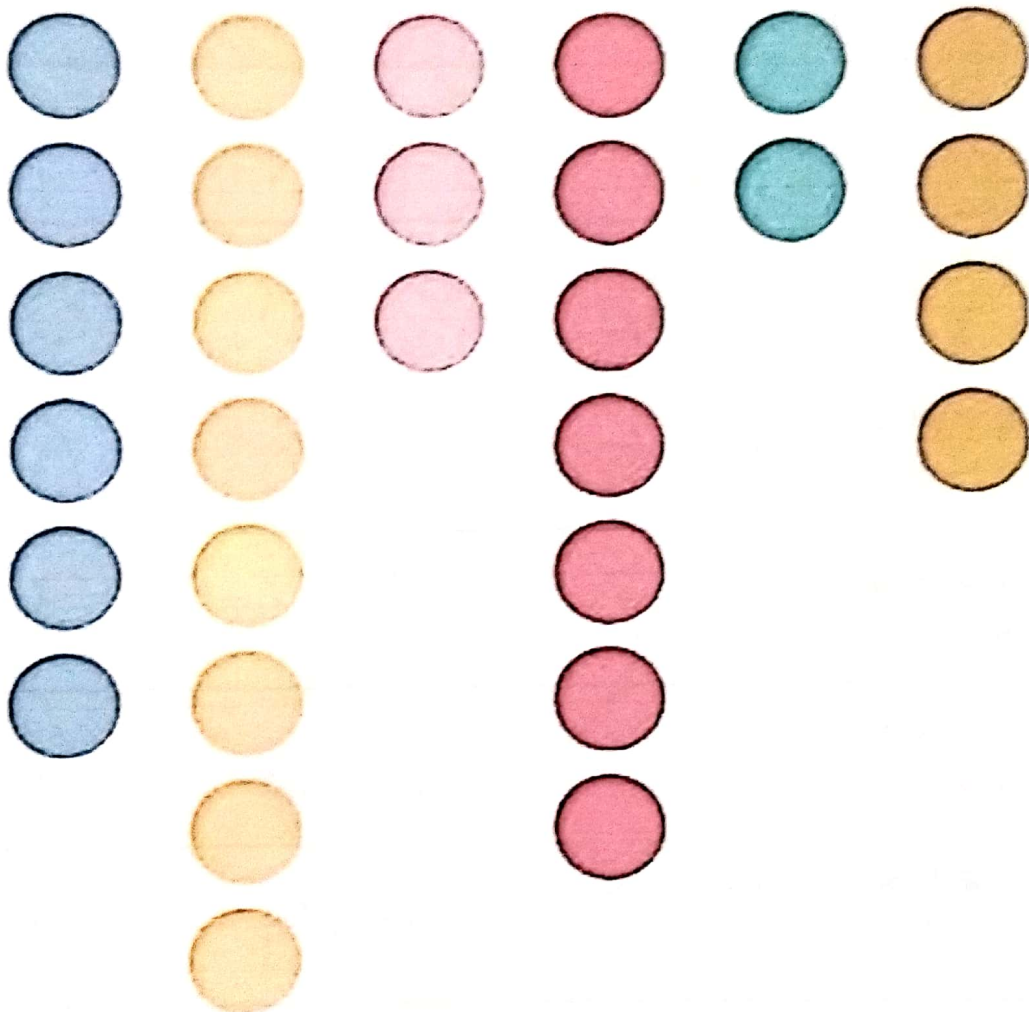
U V W X

Y Z

Name _____ Date _____

Counting

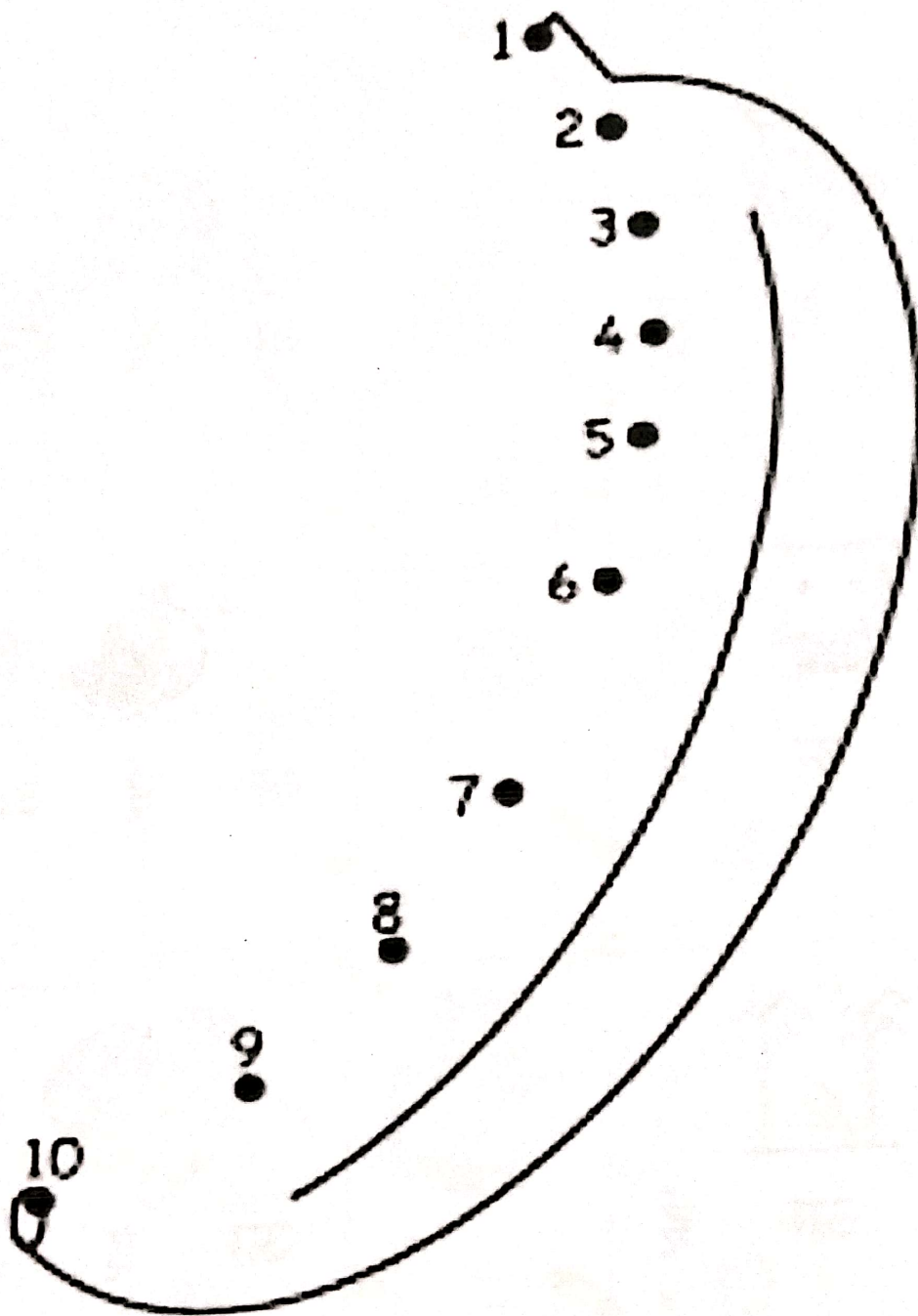
How many? Count & Write



○ ○ ○ ○ ○ ○

1 ■	1 1 1 1 1 1 1 1
2 ■■	2 2 2 2 2 2 2 2
3 ■■■	3 3 3 3 3 3 3 3
4 ■■■■	4 4 4 4 4 4 4 4
5 ■■■■■	5 5 5 5 5 5 5 5
6 ■■■■■■	6 6 6 6 6 6 6 6
7 ■■■■■■	7 7 7 7 7 7 7 7
8 ■■■■■■	8 8 8 8 8 8 8 8
9 ■■■■■■	9 9 9 9 9 9 9 9
10 ■■■■■■	10 10 10 10 10 10 10 10


Dot to Dot



सही स्वर पर गोला लगायें



आ इ उ




अ ई ऊ



उ अ इ



अ ई आ



ऊ आ ई




आ इ उ

चित्र देखकर खाली स्थान भरें।



क






ग







च





ज



झ





ट







ढ





त



थ





ध



सही वर्ण को चित्र से मिलाओ



श

उ

अ

आ

इ

ऊ

©freepreschool.in

