

B.M. BHARTI MODEL SCHOOL



HOLIDAY HOMEWORK

CLASS PRE NURSERY

SESSION - 2024-25



Name:- _____

Dear parents,

Summer vacation brings a change and excitement for children. It gives you an opportunity to develop an everlasting bond and to spend your precious time with your kids.

To make your child more independent and healthy, kindly encourage your child to-

*Brush his/her teeth twice a day.

*Wash his/her hands before and after meal.

*Switch off the lights before leaving the room.

*Keep his/her things at the proper place.

*Wear his/her shoes and socks by himself or herself.

*Learn to use magic words in day to day life- sorry, please, excuse me, thank you.

*Wish "Good Morning" and "Good Night" to their parents and elders.

*Learn his/her parents' mobile numbers.

*Water the plants every day.

*Help in the household activities.

*Do revise your all subjects syllabus (P.T-1) thoroughly for PT-1 exams to be held in the month of July, 2024.

All the written work to be done in new three in one practice copy.

Practice following conversational questions:

Q1.-What is your name? Ans- My name is _____.

Q2.-What is your father's name? Ans- My father's name is _____.

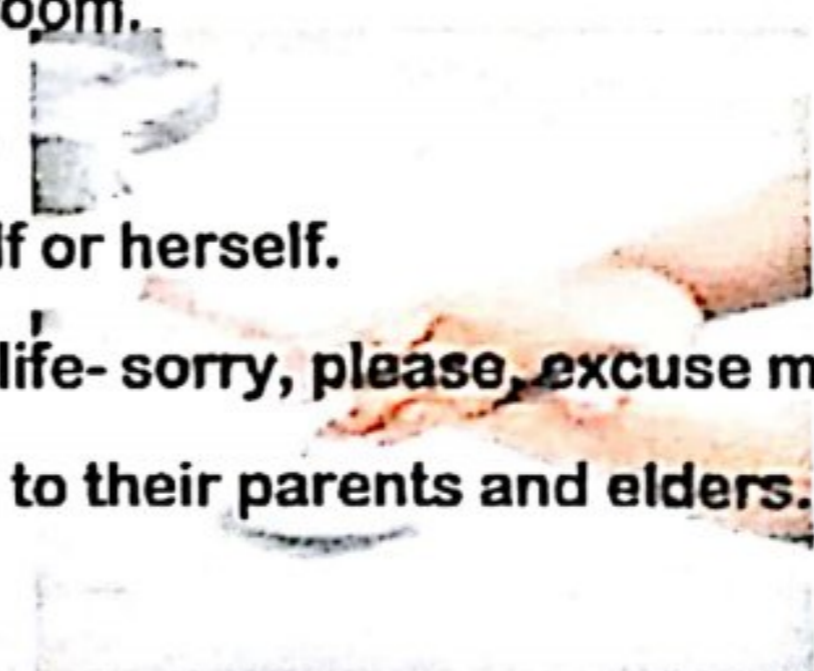

Q3.-What is your mother's name? Ans- My mother's name is _____.

Q4.-What is your class teacher's name? Ans- My class teacher's name is _____.

Q5.-In which class do you study? Ans- I study in class _____.

Q6.-In which school do you study? Ans- I study in B.M. Bharti Model School.

Q7.-How old are you? Ans- I am _____ years old.



English

Written Work:-Do practice of given below patterns.
Standing lines, sleeping lines, slanting lines, up curve, down curve. (2 – 2 pages)
Do worksheets. ATTACHED

Oral work:- Read Page No. 2 to 9
Rhymes: - Learn Johnny- Johnny, Early to bed.

Math

Written Work:-Do practice of given below numbers.
1, 7, 9, 10, (2-2 pages)

Oral Work: - Learn 1 to 10 counting.

E.V.S

Oral work:- Learn the following fruits and vegetable's names

Fruits name	Vegetables name
Apple	Tomato
Mango	Potato
Banana	Onion
Orange	Carrot
Papaya	Peas

Recognition of fruits and vegetable names

DRAWING

Do Given worksheets. (ATTACHED)

G.K

General Learnings:

- Q.1 What is your name?
- Q.2. What is your mother's name?
- Q.3. What is your father's name?
- Q.4. How old are you?
- Q.5. What is the contact number of your father?
- Q. 6. What is your class teacher name?
- Q. 7. In which class do you study?
- Q. 8. In which School do you study?

हिन्दी

बिन्दुओं को मिलाने का प्रयास करें।

सीधी रेखा, सामान्य रेखा, तिरछी रेखा (दो-दो) बार करें।

हिन्दी (माँखिक)

पेज न - 40 से 44 तक पढ़ो।

बाल गीत:-गिनती और चिड़िया याद करो ।

☐ कार्य पत्रिका करें।



ACTIVITY

See the picture and circle (○) the correct letter.



S

P

T

U

M

E



T

H

O

X

T

B



D

R

B

G

K

L



Date :

Signature :


Write over the dotted lines to make up and down pattern :

The image shows a handwriting practice sheet. At the top, there is a decorative border of colorful balloons. Below the border, the text reads "Write over the dotted lines to make up and down pattern :". The main area of the sheet is divided into two columns by a vertical line. The top row of the left column shows a solid black zigzag line with arrows indicating the direction of the strokes. Below this, there are three rows of dotted zigzag lines for tracing. The right column also has three rows of dotted zigzag lines for tracing. Below these rows, there are several more rows of empty handwriting lines (top, middle dashed, bottom) for independent practice.

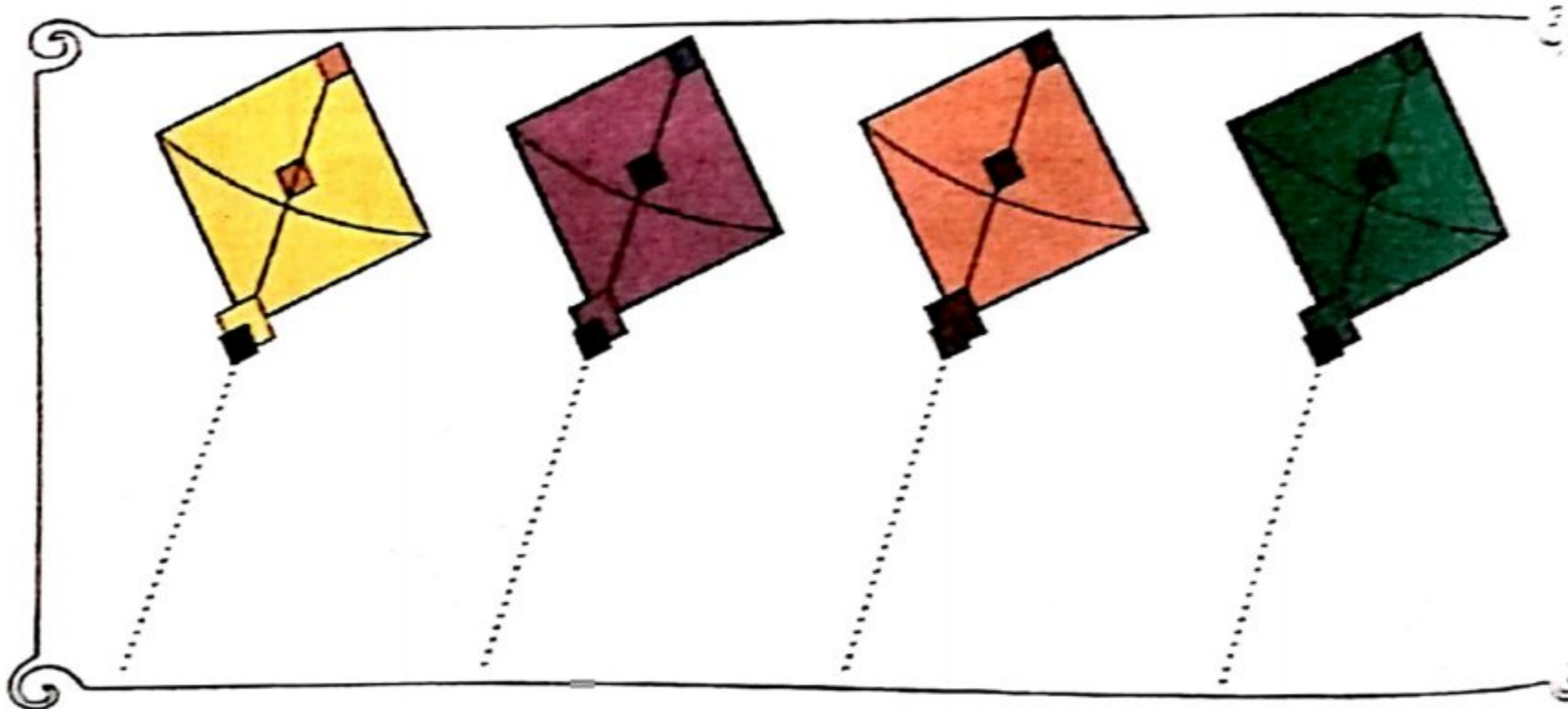
Write over the dotted lines to make right slanting lines :

The image shows a handwriting practice grid. It consists of four vertical columns and ten horizontal rows. Each row contains a dotted line that slants downwards from left to right. In the first row, the first column contains a solid line with a double-headed arrow indicating the direction of the slant. The rest of the grid is empty for practice.

Trace the slanted strokes :





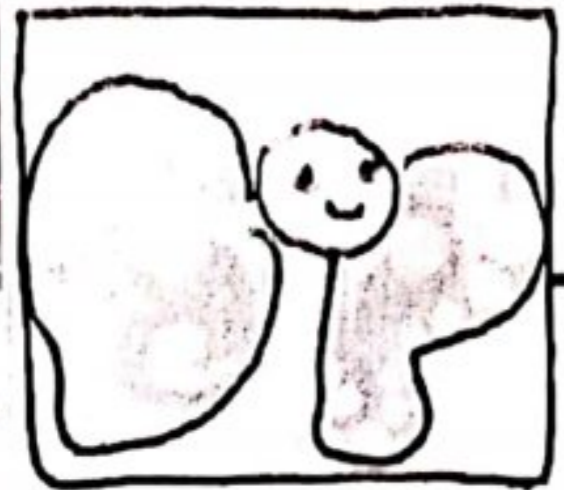

Draw the strings of the kites :



PRE WRITING SKILLS

My Name Is

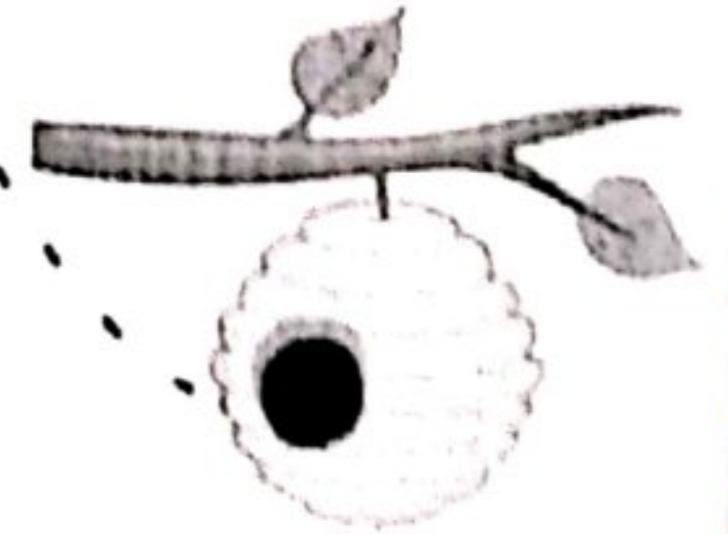

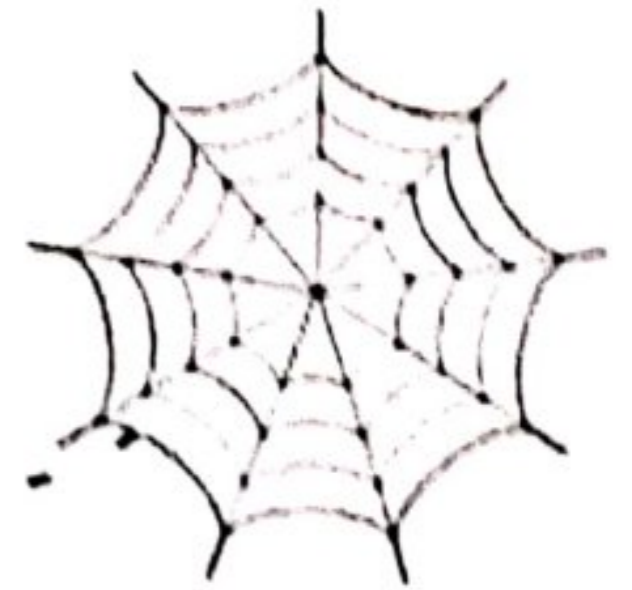
Date





दिए गए प्रत्येक स्वर को क्रमानुसार लिखिए:


उ	उ	अ	औ	औ
उ	उ	अ	औ	औ
उ	उ	अ	औ	औ
उ	उ	अ	औ	औ
उ	उ	अ	अ	अं
उ	उ	अ	अ	अं
उ	उ	अ	अ	अः
उ	उ	अ	अ	अः


Trace the Curves




1	1	
---	---	---

2	2	
---	---	--

3	3	
---	---	---


4	4	
---	---	---

5	5	
---	---	---


WORKSHEET - 11



1 4



3 5




3 4



2 4



2 5



2 1

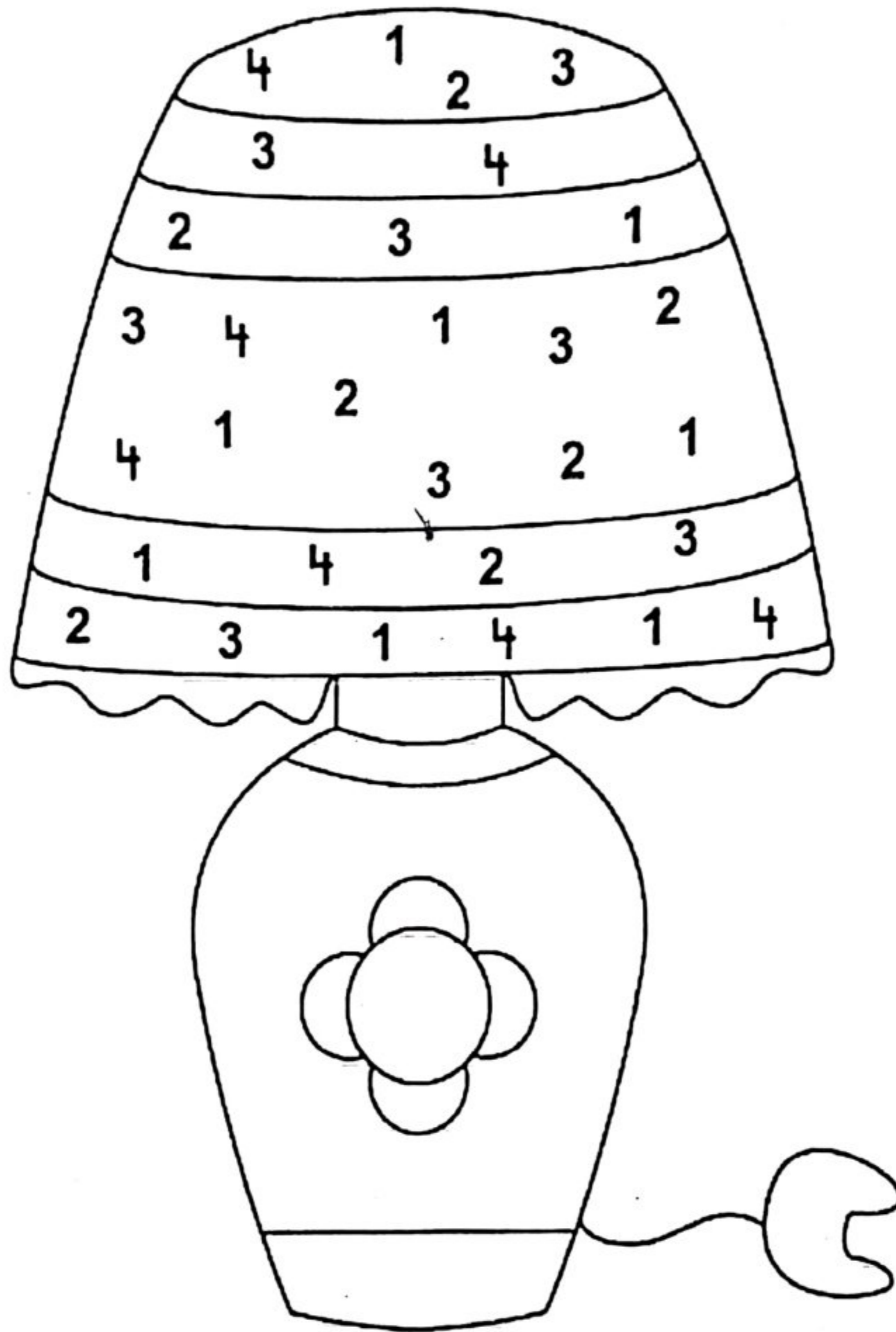


3 2

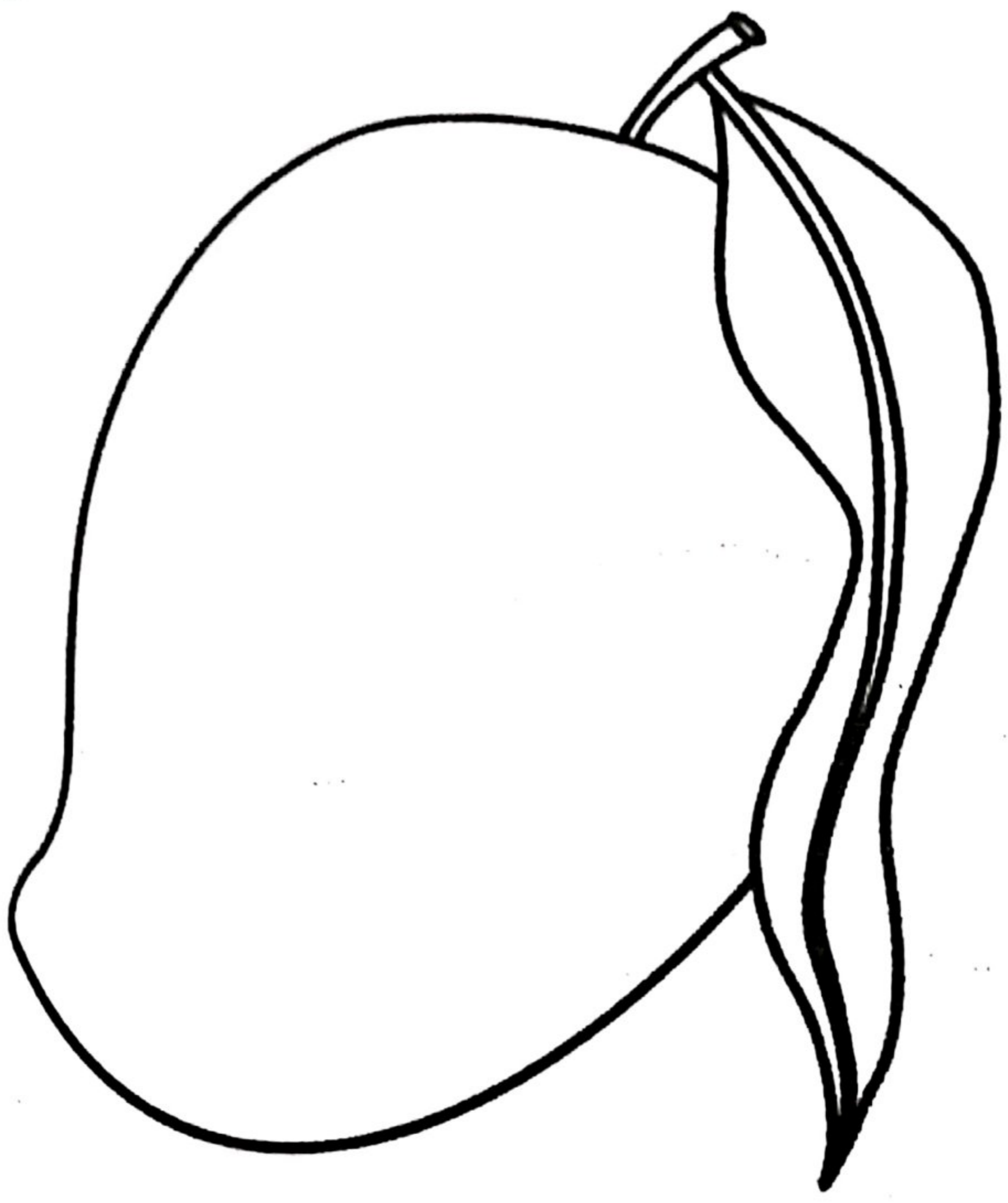


1 5


Circle the number 4



Colour the mango beautifully :



Trace Curved Line



Tracing Lines



A horizontal rectangular box containing a single horizontal dashed line for tracing.

A horizontal rectangular box containing ten vertical dashed lines for tracing, spaced evenly across the width.

A horizontal rectangular box containing ten diagonal dashed lines sloping upwards from left to right for tracing.



A horizontal rectangular box containing ten diagonal dashed lines sloping downwards from left to right for tracing.

A horizontal rectangular box containing a continuous zigzag dashed line for tracing, consisting of eight peaks and seven valleys.

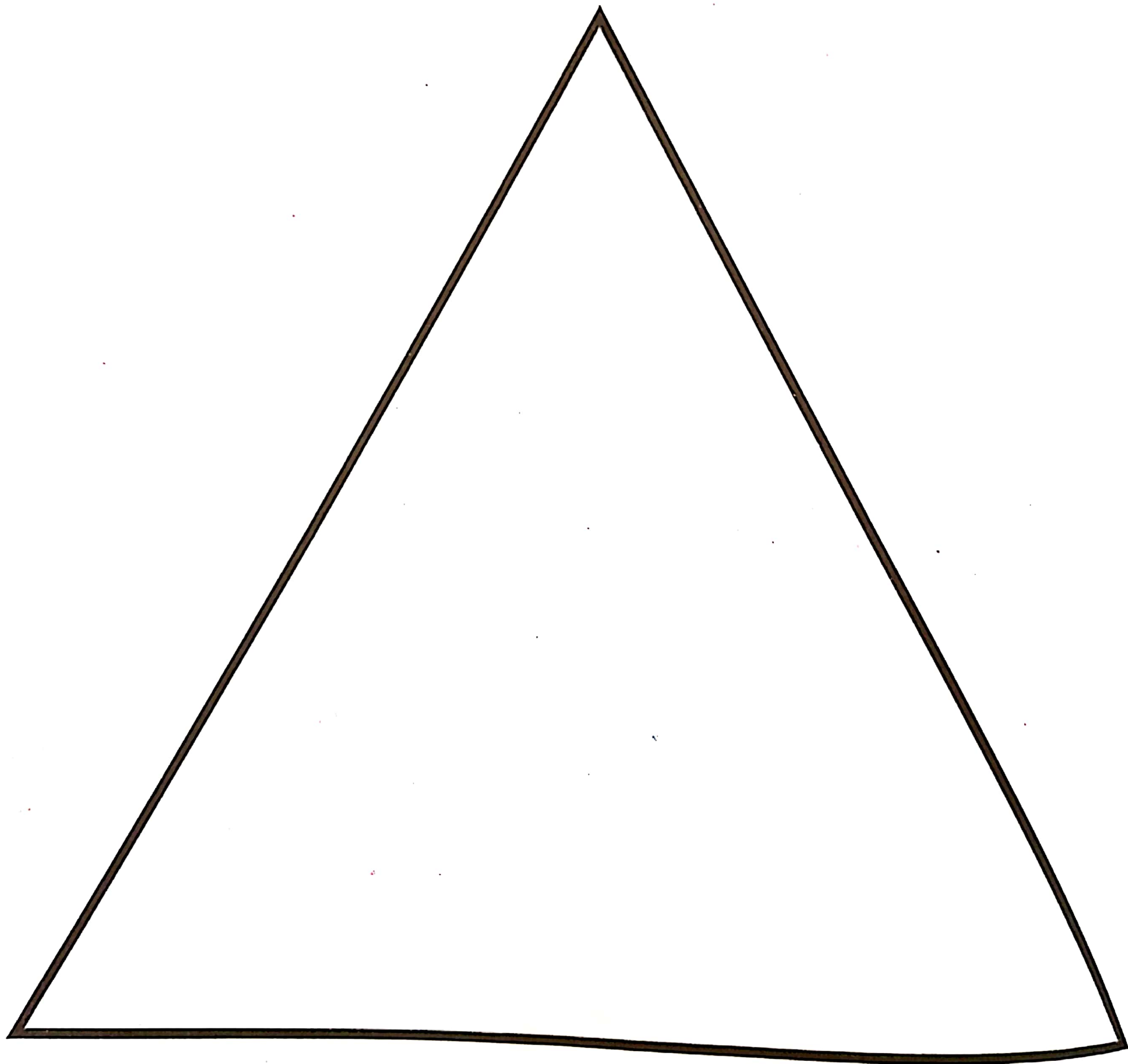
A horizontal rectangular box containing a continuous wavy dashed line for tracing, consisting of eight peaks and seven valleys.

A horizontal rectangular box containing a continuous series of arches for tracing, consisting of eight arches and seven valleys.

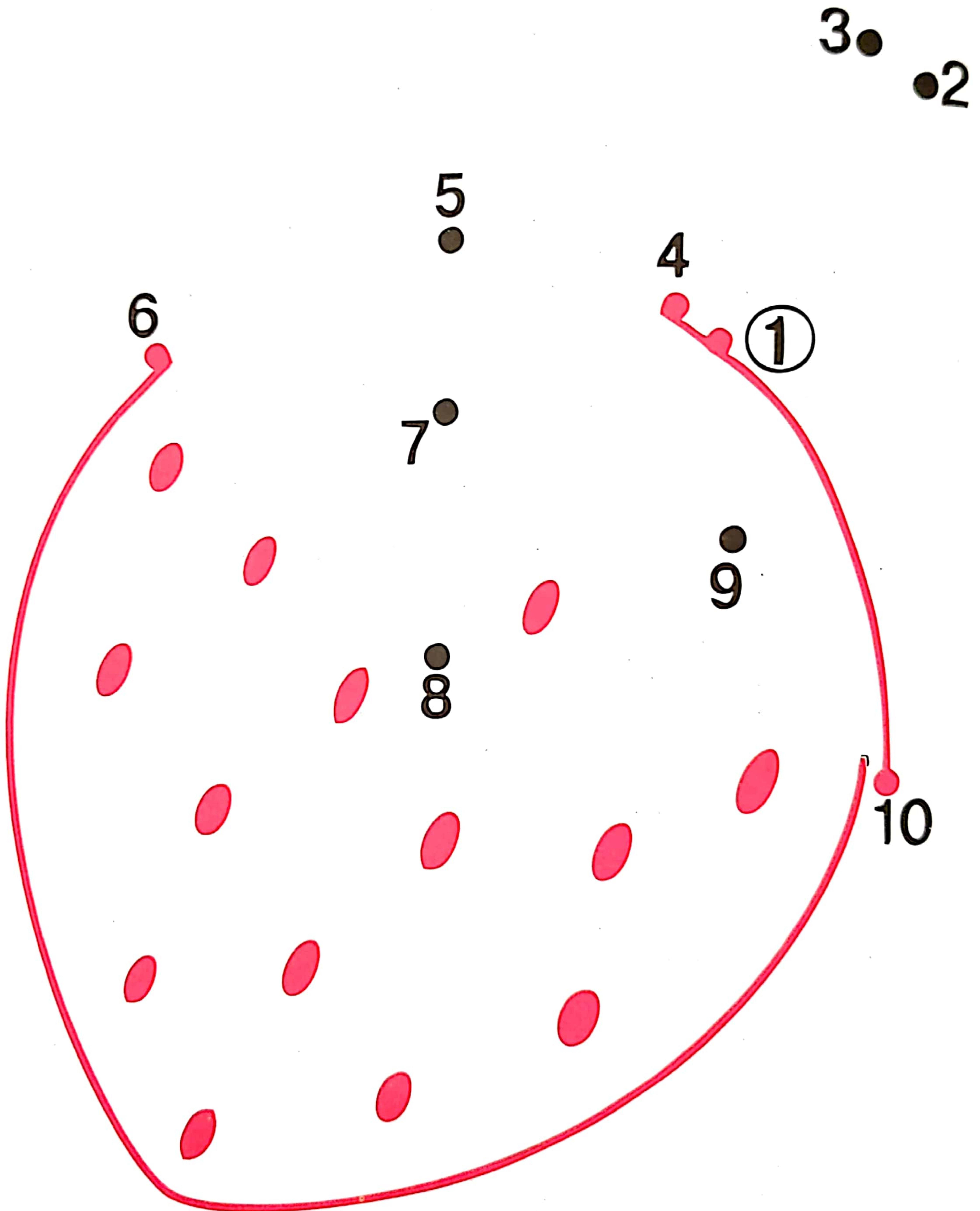
Trace Curved Lines



Colour this triangle nicely with your choice:



Connect the dots in order from 1 to 10:



Complete the number series by filling the missing numbers :

A caterpillar-shaped number series puzzle. The caterpillar has 10 segments. The numbers in the segments from top to bottom are: 1, blank, blank, 4, blank, 6, blank, 8, blank, 10. Surrounding the caterpillar are 10 colorful circular stickers with numbers: 5, 1, 2, 6, 8, 3, 4, 7, 9, 10.

Segment	Number
1	1
2	
3	
4	4
5	
6	6
7	
8	8
9	
10	10